

ABOUT APPLETON

- Founded in 1986 and located in Boston, MA
- 100% employee owned and operated
- Collaborative, team-oriented culture marked by personnel continuity
- Consistent investment philosophy and process emphasizes quality, liquidity and tax efficiency
- Commitment to separate account management
- Assets Under Management of \$11.9 billion as of 6.30.23

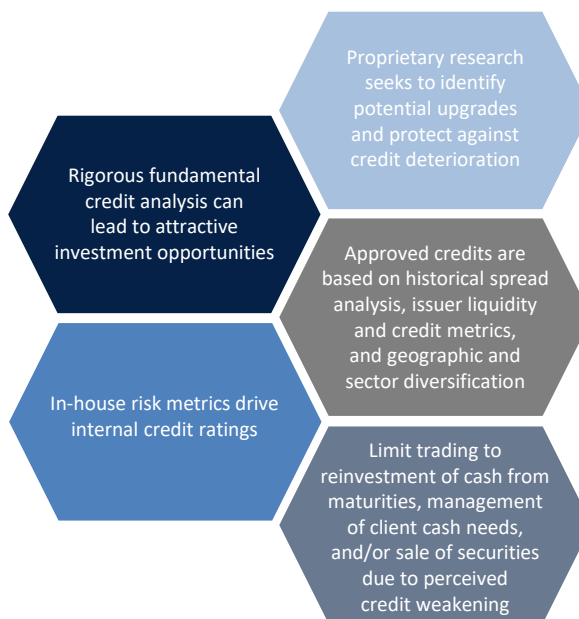
STRATEGY OVERVIEW AND OBJECTIVE

- Seeks to provide consistent, taxable income through a high quality, laddered bond portfolio
- Investment Grade Corporates, Taxable Municipals, US Treasuries, TIPs and US Agencies
- Maturity range of 1 – 5 Years or 1 – 10 years
- Looks to reduce interest rate volatility by holding bonds to maturity and reinvesting proceeds in a manner that maintains the overall portfolio maturity structure

INVESTMENT PHILOSOPHY & PROCESS

INVESTMENT PROCESS EMPHASIZES:

- Credit Approval Process and Security Selection
- Customized Portfolio Construction
- Focus on Liquidity
- Technology and Intra-System Communication



INVESTMENT GUIDELINES & TARGET PORTFOLIO* CHARACTERISTICS

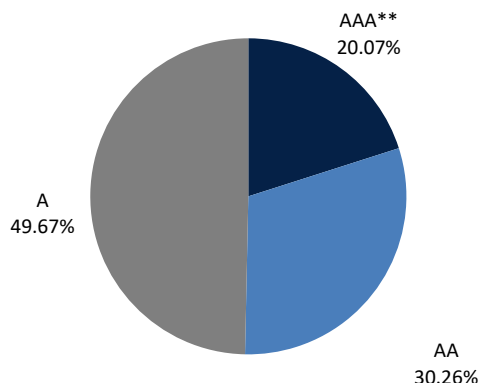
INVESTMENT GUIDELINES		TARGET PORTFOLIO CHARACTERISTICS*	1-5 YEAR LADDER	1-10 YEAR LADDER
Maturity Range	1 – 5 Years or 1 – 10 Years	Average Maturity	3.06 Years	5.38 Years
Annual Trading	Passive Strategy – Low Turnover	Average Duration	2.75 Years	4.72 Years
Credit Quality Target	High Investment Grade, Minimum BBB+ credit rating at time of purchase	Average Coupon	2.95%	2.99%
Diversification	Can limit portfolio exposure to any particular sector or issuer upon request	Yield to Maturity	5.13%	4.90%
Average # of Holdings	10 – 15	Current Yield	3.11%	3.24%
Investment Timeframe	30 – 60 days	Average Price	\$95.04	\$92.25
Minimum Investment	\$250,000	Average Annual Turnover	20%	10%

Source: Appleton Partners, Inc.

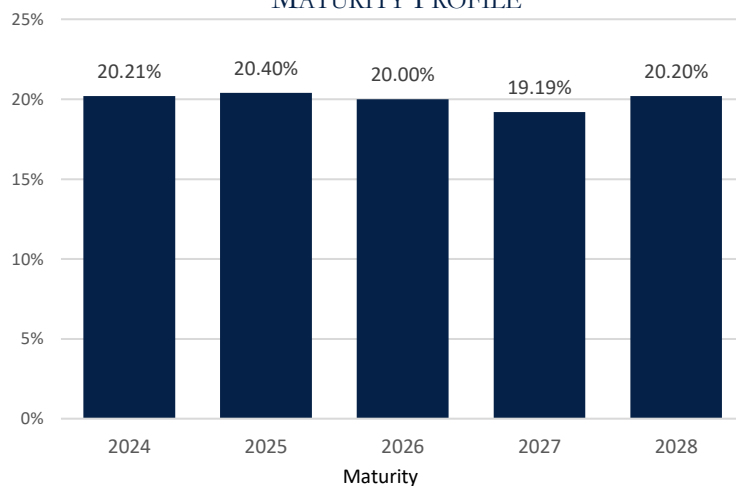
*The Target Portfolio was constructed to most closely resemble the one that Appleton Partners would attempt to construct as of 3.31.23 for prospective clients in this strategy. The ultimate portfolio characteristics may differ initially and over time from the portfolio shown based on client specific objectives and market driven conditions. Client performance may vary based on many factors. It should not be assumed that all of Appleton's client accounts have the same characteristics, holdings, concentrations or performance results.

1- 5 YEAR HIGH GRADE GOV/CREDIT LADDER TARGET PORTFOLIO* PROFILE

CREDIT PROFILE**



MATURITY PROFILE



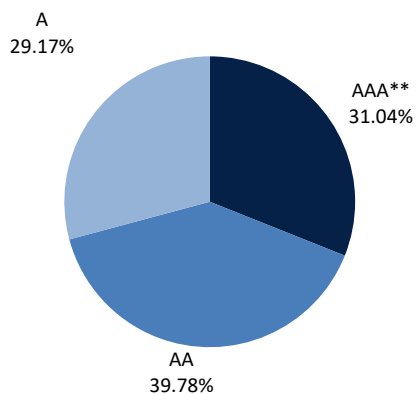
Source: Appleton Partners, Inc.

*Target Portfolio data and characteristics as of 6.30.23

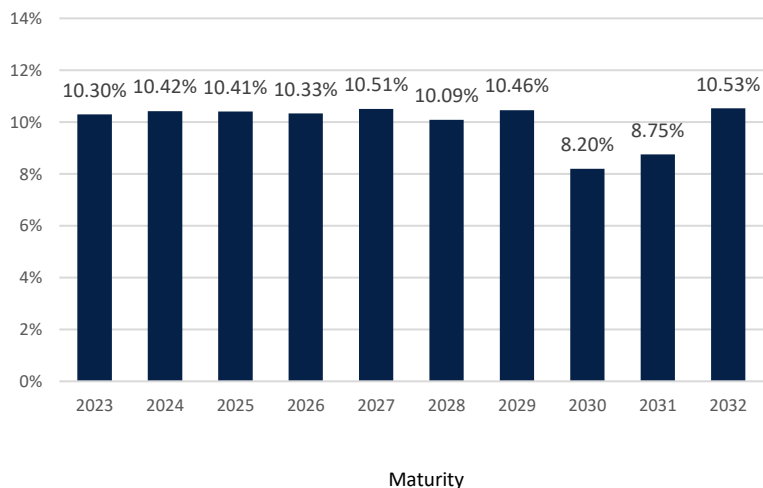
**Credit Profile: AAA includes cash, US Treasuries and pre-refunded bonds.

1- 10 YEAR HIGH GRADE GOV/CREDIT LADDER TARGET PORTFOLIO* PROFILE

CREDIT PROFILE**



MATURITY PROFILE



Source: Appleton Partners, Inc.

*Target Portfolio data and characteristics as of 6.30.23

**Credit Profile: AAA includes cash, US Treasuries, and pre-refunded bonds.

Source: Appleton Partners, Investortools: Perform, and/or Bloomberg Finance L.P. Evaluations and market averages subject to change based on market conditions. This piece is intended for informational purposes only, and not to suggest any specific performance or results, nor should it be considered investment, financial, tax or other professional advice. Investors should be aware that the referenced benchmark funds may have a different composition, volatility, risk, investment philosophy, holding times, and/or other investment-related factors that may affect the benchmark funds' ultimate performance results. Investment process, strategies, philosophies, allocations, performance composition, target characteristics and other parameters are current as of the date indicated and are subject to change without prior notice. Investments in securities are not insured, protected or guaranteed and may result in loss of income and/or principal.