

ABOUT APPLETON

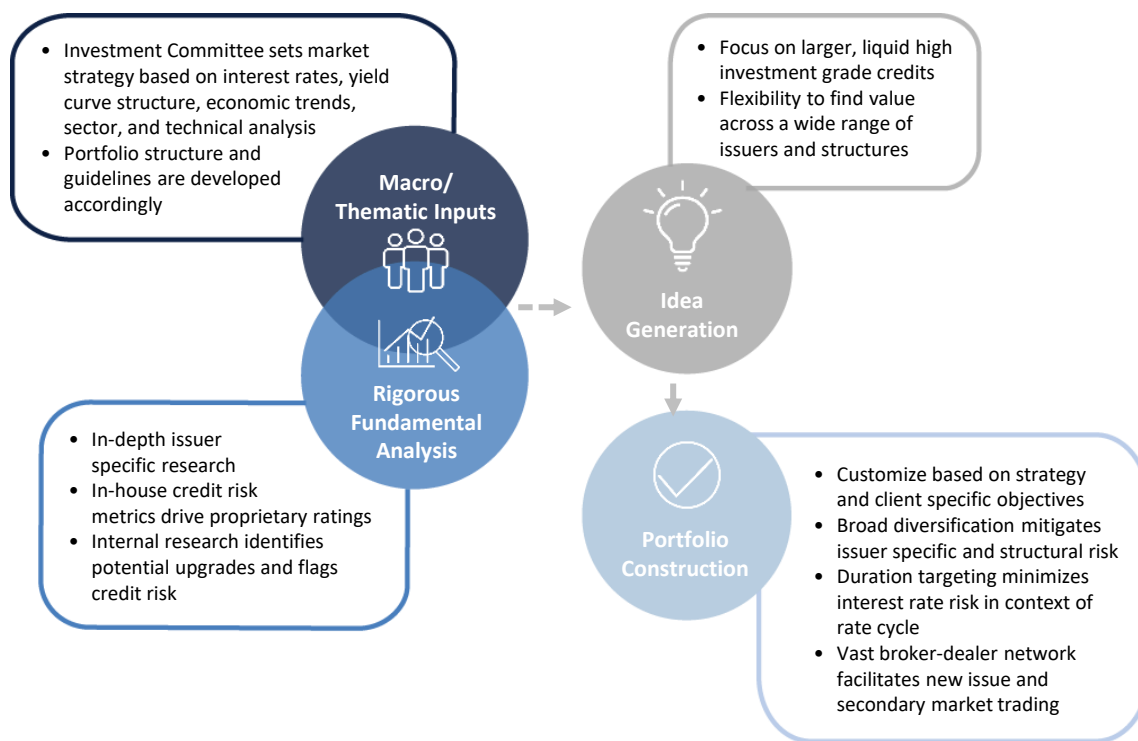
- Founded in 1986 and located in Boston, MA
- 100% employee owned and operated
- Collaborative, team-oriented culture marked by personnel continuity
- Consistent investment philosophy and process emphasizes quality, liquidity and tax efficiency
- Commitment to separate account management
- Assets Under Management of \$11.9 billion as of 6.30.2023

STRATEGY OVERVIEW AND OBJECTIVE

- Investment grade tax-exempt municipal bonds
- Maturity range of 1 – 6 years
- Seeks to tax efficiently preserve and grow capital while focusing on the shorter end of the muni yield curve with disciplined management of liquidity, interest rate and credit risks
- Research intensive, customized process reflecting clients' state preference, tax needs, and risk profile
- Accounts typically hold 20 – 25 positions with average annual turnover of 20 – 25%
- State preference or state specific portfolios are available for certain states of residence*

INVESTMENT PHILOSOPHY & PROCESS

Seeks to capture value across the shorter maturity areas of the yield curve by capitalizing on market inefficiencies and matching the interest rate sensitivity to the given rate cycle.



INVESTMENT GUIDELINES

Maturity Range	1 – 6 Years
Duration Range	2.25 – 3.25 Years
Credit Quality	High Investment Grade
Geographic Diversification	30 – 60% in-state exposure for clients in taxable states*
Issuer Diversification	5% single position target; 15% exposure to any one obligor
Benchmark	Bloomberg Barclays Managed Money Short

*% of state exposure dependent on availability of bonds in state of residence.
100% in-state exposure for certain states upon request.

DYNAMIC MANAGEMENT & OVERSIGHT

ACCOUNT REVIEW:

- Integrated portfolio systems help ensure adherence to client and strategy guidelines
- Proprietary technology links trading, settlement, reconciliation and compliance processes
- Sustained engagement with financial advisors and investors

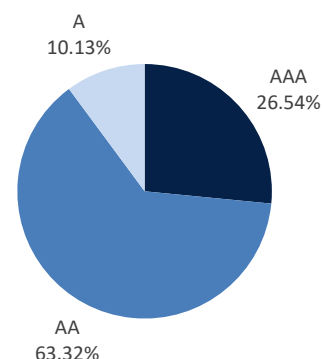
PORTFOLIO OPTIMIZATION:

- Discipline and flexibility in changing markets
- Rebalance based on evolving client objectives, security specific outlooks, investment markets and global economies
- Sell discipline triggered by credit and relative value changes, yield curve shifts and sector rotation opportunities

COMPOSITE CHARACTERISTICS*

CREDIT PROFILE**

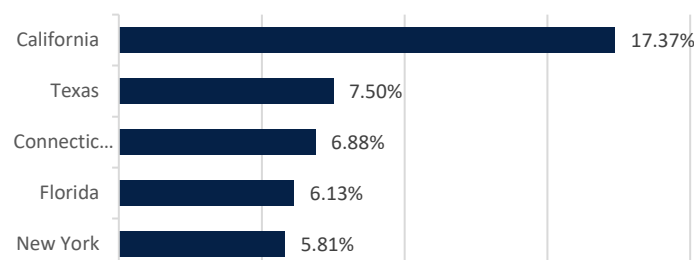
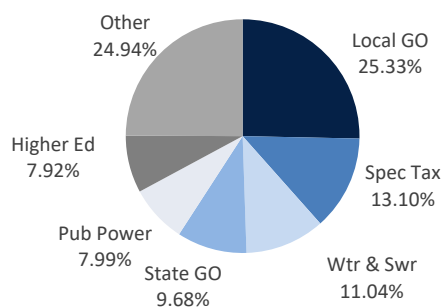
	API	BENCHMARK
Maturity	3.34 Years	2.94 Years
Duration	2.76 Years	2.66 Years
Coupon	4.79%	4.68%
Price	105.83	104.93
Yield to Worst	2.91%	2.92%
Yield to Maturity	3.03%	N/A
Current Yield	4.52%	4.46%



Source: Appleton Partners, Inc.

TOP SECTOR PROFILE

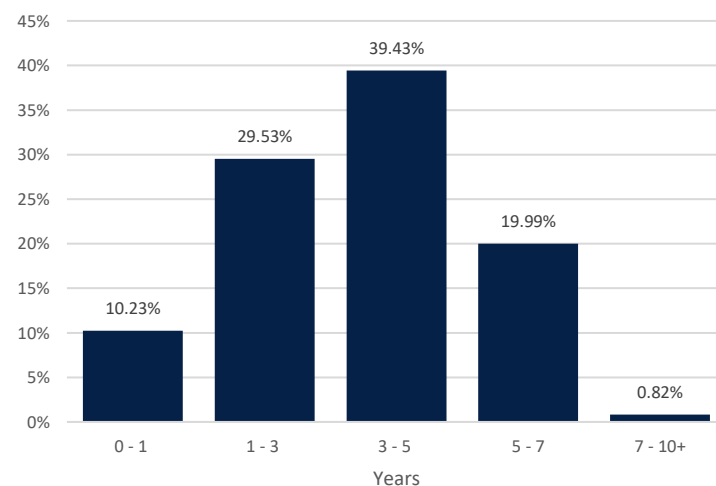
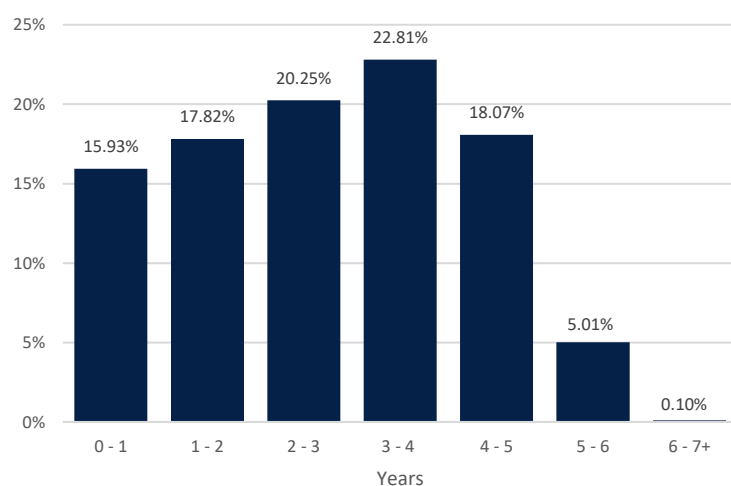
TOP STATE EXPOSURE



Source: Appleton Partners, Inc.

DURATION PROFILE

MATURITY PROFILE



*Composite data and characteristics as of 6.30.23

**Credit Profile: AAA includes cash and pre-refunded bonds

Source: Appleton Partners, Inc.

The composites used to calculate strategy characteristics ("Characteristic Composites") are subsets of the account groups used to calculate strategy performance ("Performance Composites"). Characteristic Composites excludes any account in the Performance Composite where cash exceeds 10% of the portfolio. Therefore, Characteristic Composites can be a smaller subset of accounts than Performance Composites. Inclusion of the additional accounts in the Characteristic Composites would likely alter the characteristics displayed above by the excess cash. Please contact us if you would like to see characteristics of Appleton's Performance Composites.



One Post Office Square
Boston, MA 02109
www.appletonpartners.com

Source: Appleton Partners, Investortools: Perform, and/or Bloomberg Finance L.P. Evaluations and market averages subject to change based on market conditions. This piece is intended for informational purposes only, and not to suggest any specific performance or results, nor should it be considered investment, financial, tax or other professional advice. Investors should be aware that the referenced benchmark funds may have a different composition, volatility, risk, investment philosophy, holding times, and/or other investment-related factors that may affect the benchmark funds' ultimate performance results. Investment process, strategies, philosophies, allocations, performance composition, target characteristics and other parameters are current as of the date indicated and are subject to change without prior notice. Investments in securities are not insured, protected or guaranteed and may result in loss of income and/or principal.