

ABOUT APPLETON

- Founded in 1986 and located in Boston, MA
- 100% employee owned and operated
- Collaborative, team-oriented culture marked by personnel continuity
- Commitment to private client wealth management and financial planning
- Personalized, high-touch client service backed by recognized asset management expertise
- Assets under management of \$13.5 billion as of 9.30.2024

STRATEGY OVERVIEW AND OBJECTIVE

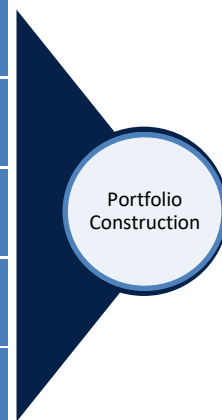
- Active short-term cash management strategy that seeks to preserve capital while maintaining liquidity and tax-exempt income in excess of cash or money market alternatives.
- VRDNs are municipal instruments with a coupon that resets periodically (daily or weekly), and a put option allowing the investor to put the asset back to the remarketing agent at par.
- While VRDNs typically have a long stated maturity, the put feature creates a very short, effective maturity, which enables VRDNs to act as a liquid, tax-exempt cash alternative.
- The coupon rate is set at a market clearing level, which is a function of investor demand and the prevailing Securities Industry and Financial Markets Association (SIFMA) index.

INVESTMENT PROCESS

- VRDNs trade through a broker-dealer or Remarketing Agent responsible for buying and selling of specific issues.
- VRDNs often gain enhanced credit and liquidity via third-party agreements (Letters of Credit or Standby Bond Purchase Agreements) approved by Appleton's credit research team.
- VRDNs may also be issued by large obligated entities that provide their own self-liquidity, provided their credit quality and liquidity have been approved by Appleton's credit research team.
- For diversification purposes, VRDN portfolios generally require \$1 mm or more, as individual issues trade in minimum \$100,000 increments.

DIVERSIFICATION GUIDELINES

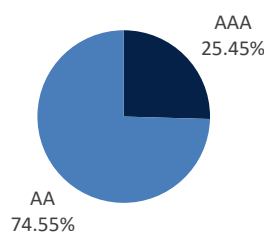
- 10% limit on each liquidity provider or self-liquidity provider
- No more than 50% self-liquidity provider
- 10% limit on issuer / obligor
- 10% limit on Healthcare sector
- Self-clearing providers rated at least Aa2 or AA by 2 of 3 major rating agencies: Moody's, S&P, and/or Fitch



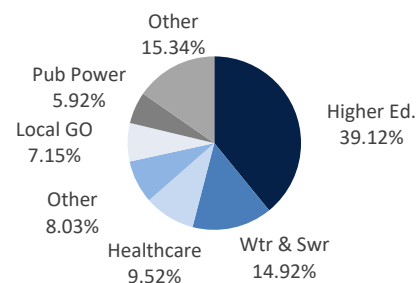
COMPOSITE CHARACTERISTICS¹

Current Yield	3.10%
Yield to Worst	3.10%
Portfolio Reset Periods	Daily: 2.90% Weekly: 97.10%
Average Duration	0.03

CREDIT PROFILE²



SECTOR PROFILE



Sources: Appleton Partners, Inc.

¹Composite data and characteristics as of 9.30.24; includes cash.

²Credit Profile: AAA includes cash and pre-refunded bonds; Credit rating for each security is determined by taking the higher rating of S&P and Moody's.

The composites used to calculate strategy characteristics ("Characteristic Composites") are subsets of the account groups used to calculate strategy performance ("Performance Composites"). Characteristic Composites excludes any account in the Performance Composite where cash exceeds 10% of the portfolio. Therefore, Characteristic Composites can be a smaller subset of accounts than Performance Composites. Inclusion of the additional accounts in the Characteristic Composites would likely alter the characteristics displayed above by the excess cash. Please contact us if you would like to see characteristics of Appleton's Performance Composites.

Yield is a moment-in-time statistical metric for fixed income securities that helps investors determine the value of a security, portfolio or composite. YTW and YTM assume that the investor holds the bond to its call date or maturity. YTW and YTM are two of many factors that ultimately determine the rate of return of a bond or portfolio. Other factors include re-investment rate, whether the bond is held to maturity and whether the entity actually makes the coupon payments. Current Yield strictly measures a bond or portfolio's cash flows and has no bearing on performance. For calculation purposes, Appleton uses an assumed cash yield which is updated on the last day of each quarter to match that of the Schwab Municipal Money Fund.

Source: Appleton Partners, Investortools: Perform, and/or Bloomberg Finance L.P. Evaluations and market averages subject to change based on market conditions. This piece is intended for informational purposes only, and not to suggest any specific performance or results, nor should it be considered investment, financial, tax or other professional advice. Investors should be aware that the referenced benchmark funds may have a different composition, volatility, risk, investment philosophy, holding times, and/or other investment-related factors that may affect the benchmark funds' ultimate performance results. Investment process, strategies, philosophies, allocations, performance composition, target characteristics and other parameters are current as of the date indicated and are subject to change without prior notice. Investments in securities are not insured, protected or guaranteed and may result in loss of income and/or principal.